


标准分享网
www.bzfxw.com

ISA-75.03-1992

Formerly ISA-S75.03-1992



**Face-to-Face Dimensions for
Integral Flanged Globe-Style
Control Valve Bodies
(ANSI Classes 125, 150,
250, 300, and 600)**

Formerly ISA-S4.0.01



ISA—The Instrumentation,
Systems, and
Automation Society

Approved 2 September 1992

ISA-75.03-1992, Face-to-Face Dimensions for Integral Flanged Globe-Style Control Valve Bodies
(ANSI Classes 125, 150, 250, 300, and 600)

ISBN 1-55617-316-4

Copyright © 1992 by the Instrument Society of America. All rights reserved. Printed in the United States of America. No part of this publication may be reproduced, stored in a retrieval system, or transmitted in any form or by any means (electronic, mechanical, photocopying, recording, or otherwise), without the prior written permission of the publisher.

ISA
67 Alexander Drive
P.O. Box 12277
Research Triangle Park, North Carolina 27709

Preface

This preface, as well as all footnotes and appendices, is included for informational purposes and is not part of ISA-75.03-1992.

This standard has been prepared as part of the service of ISA toward a goal of uniformity in the field of instrumentation. To be of real value, this document should not be static, but should be subject to periodic review. Toward this end, the Society welcomes all comments and criticisms, and asks that they be addressed to the Secretary, Standards and Practices Board, ISA, 67 Alexander Drive, P. O. Box 12277, Research Triangle Park, NC 27709, Telephone (919) 549-8411, e-mail: standards@isa.org.

The ISA Standards and Practices Department is aware of the growing need for attention to the metric system of units in general, and the International System of Units (SI) in particular, in the preparation of instrumentation standards. The Department is further aware of the benefits to U.S.A. users of ISA Standards of incorporating suitable references to the SI (and the metric system) in their business and professional dealings with other countries. Toward this end, this Department will endeavor to introduce SI-acceptable metric units in all new and revised standards to the greatest extent possible. *The Metric Practice Guide*, which has been published by the Institute of Electrical and Electronic Engineers as ANSI/IEEE Std. 268-1982, and future revisions will be the reference guide for definitions, symbols, abbreviations, and conversion factors.

It is the policy of ISA to encourage and welcome the participation of all concerned individuals and interests in the development of ISA standards. Participation in the ISA standards-making process by an individual in no way constitutes endorsement by the employer of that individual, of ISA, or of any of the standards that ISA develops.

The information contained in the preface, footnotes, and appendices is included for information only and is not a part of the standard.

The following people served as members of ISA Committee SP75.03:

NAME	COMPANY
W. Weidman, Chairman	Gilbert Commonwealth, Inc.
H. Baumann	H.D. Baumann & Associates, Ltd.
G. Borden, Jr.	Consultant
R. Brodin	Fisher Controls International, Inc.
F. Cain	Valtek, Inc.
R. Chown	OTEC
J. Emery	Honeywell, Inc.
B. Hart	M.W. Kellogg Company
H. Illing	DeZurik Valve Company
C. Koloboff	Chevron Research & Technology Company
J. Leist	Dow Chemical USA
J. Reed	Masoneilan/Dresser
H. Schwartz	Flexible Valve Corporation
A. Scott	Neles-Jamesbury
H. Sonderegger	Grinnell Corporation
R. Stanley	Retired
R. Tubbs	Copes-Vulcan-Charlotte

The following people served as members of ISA Committee SP75:

NAME	COMPANY
L. Zinck, Chairman	Union Carbide Corporation
W. Weidman, Managing Director	Gilbert Commonwealth, Inc.
K. Schoonover, Secretary	Con-Tek
J. Arant	JBA Consulting Company
H. Backinger	J. F. Kraus & Company
G. Barb	Anchor/Darling Valve Company
H. Baumann	H. D. Baumann & Associates, Ltd.
H. Boger	Masoneilan/Dresser
G. Borden, Jr.	Consultant
S. Boyle/A. Scott*	Neles-Jamesbury, Inc.
R. Brodin/F. Harthun*	Fisher Controls International, Inc.
E. Brown	Dravo McKee
F. Cain	Valtek, Inc.
L. Driskell	Consultant
J. Emery	Honeywell, Inc.
H. Fuller	Consultant
L. Griffith	Consultant
B. Hart	M.W. Kellogg Company
J. Herold	Retired
H. Illing	DeZurik Valve Company
R. Jeanes	Texas Utilities Electric
C. Koloboff	Chevron Research & Technology Company
C. Langford	E.I. du Pont de Nemours & Company
J. Leist	Dow Chemical USA
R. Louviere	Creole Engineering Sales Company
O. Lovett, Jr.	Retired
A. McCauley, Jr.	Chagrin Valley Controls, Inc.
H. Miller	Control Components, Inc.
T. Molloy	Pacific Gas & Electric Company
L. Ormanoski	Frick Company
J. Ozol	Commonwealth Edison
W. Rahmeyer	Utah State University
J. Reed	Masoneilan/Dresser
G. Richards	Richards Industries, Inc.
T. Rutter	Fluid Controls Institute, Inc.
H. Schwartz	Flexible Valve Corporation
H. Sonderegger	Grinnell Corporation
R. Stanley	Retired
R. Terhune	Consultant
R. Tubbs	Copes-Vulcan-Charlotte
R. Widdows	Cashco, Inc.

*One vote per company

This revised standard was approved for publication by the ISA Standards and Practices Board in September 1992.

NAME	COMPANY
H. Baumann	H.D. Baumann & Associates, Ltd.
C. Gross	Dow Chemical USA
H. Hopkins	Utility Products of Arizona
A. Iverson	Lyondell Petrochemical Company
K. Lindner	Endress & Hauser GmbH & Company
G. McFarland	ABB Power Automation, Inc.
E. Nesvig	ERDCO Engineering Corporation
R. Prescott	Moore Products Company
D. Rapley	Rapley Engineering Services
R. Reimer	Allen Bradley Company
J. Rennie	Factory Mutual Research Corporation
R. Webb	Pacific Gas & Electric Company
W. Weidman	Gilbert Commonwealth, Inc.
J. Whetstone	National Institute of Standards & Technology
M. Widmeyer	The Supply System
C. Williams	Eastman Kodak Company
M. Zielinski	Rosemount, Inc.
D. Bishop*	Chevron USA
P. Bliss*	Consultant
W. Calder, III*	The Foxboro Company
B. Christensen*	Consultant
L. Combs*	Consultant
N. Conger*	Consultant
T. Harrison*	Florida State University
R. Jones*	Consultant
R. Keller*	Consultant
E. Magison*	Honeywell, Inc.
R. Marvin*	Consultant
A. McCauley, Jr.*	Chagrin Valley Controls, Inc.
W. Miller*	Moore Products Company
J. Mock*	Bechtel Western Power Corporation
G. Platt*	Consultant
C. Reimann*	National Institute of Standards & Technology
K. Whitman*	ABB Combustion Engineering
J. Williams*	Consultant

*Directors Emeriti

Contents

1 Scope	9
2 Purpose	9
3 Definitions	9
4 Bibliography	9
5 Dimensional data	10
Appendix	11

1 Scope

1.1 This standard applies to flanged globe-style control valves, sizes 1/2 inch (15 mm) through 16 inches (400 mm), having top, top and bottom, port, or cage guiding.

2 Purpose

The purpose of this standard is to aid users in their piping design by providing ANSI Class 125 flat face, and ANSI Classes 150, 250, 300, and 600 raised face, flanged control valve dimensions, without giving special consideration of the equipment manufacturer to be used.

3 Definitions

For definitions of terms used in this standard, see ANSI/ISA-S75.05, Control Valve Terminology.

4 Bibliography

The following bibliography is included for the definition of pressure classes and flange dimensions, material identification, and cross reference information. Items 4.1 through 4.4 were published by ASME (American Society of Mechanical Engineers).

4.1 American Society of Mechanical Engineers (ASME), ANSI/ASME B16.34-1988, "Valves—Flanged, Threaded, and Welding End."

4.2 American Society of Mechanical Engineers (ASME), ANSI/ASME B16.1-1989, "Cast Iron Pipe Flanges and Flanged Fittings."

4.3 American Society of Mechanical Engineers (ASME), ANSI/ASME B16.5-1988, "Pipe Flanges and Flanged Fittings."

4.4 American Society of Mechanical Engineers (ASME), ANSI/ASME B16.10-1986, "Face-to-Face and End-to-End Dimensions of Valves."

4.5 American National Standards Institute, Inc. (ANSI), ANSI B16.24-1979, "Bronze Pipe Flanges and Flanged Fittings, Class 150 and 300."

4.6 International Electrotechnical Commission (IEC) Publication 534, Industrial-Process Control Valves, 534-3 (1976) Part 3: Dimensions, Section One: "Face-to-Face Dimensions for Flanged, Two-Way, Globe-Type Control Valves."

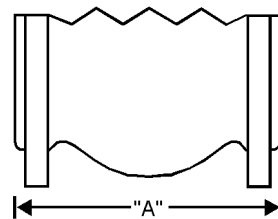
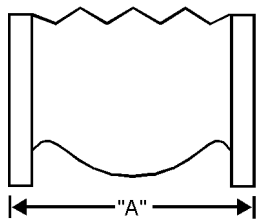
5 Dimensional data

5.1 Face-to-face dimensions for integral flanged globe-style control valves. See Table 1.

Table 1 — Face-to-face dimensions for flanged globe-style control valves

Nominal valve size		PN 20* (ANSI Classes 125 and 150)		PN 50 (ANSI Classes 250 and 300)		PN 100 (ANSI Classes 600)		Tolerance	
		Dimension "A"		Dimension "A"		Dimension "A"			
mm	inches	mm	inches	mm	inches	mm	inches	mm	inches
15	1/2	184	7.25	190	7.50	203	8.00	±1.6	±0.062
20	3/4	184	7.25	194	7.62	206	8.12	±1.6	±0.062
25	1	184	7.25	197	7.75	210	8.25	±1.6	±0.062
40	1-1/2	222	8.75	235	9.25	251	9.88	±1.6	±0.062
50	2	254	10.00	267	10.50	286	11.25	±1.6	±0.062
65	2-1/2	276	10.88	292	11.50	311	12.25	±1.6	±0.062
80	3	298	11.75	318	12.50	337	13.25	±1.6	±0.062
100	4	352	13.88	368	14.50	394	15.50	±1.6	±0.062
150	6	451	17.75	473	18.62	508	20.00	±1.6	±0.062
200	8	543	21.38	568	22.38	610	24.00	±1.6	±0.062
250	10	673	26.50	708	27.88	752	29.62	±1.6	±0.062
300	12	737	29.00	775	30.50	819	32.25	±3.2	±0.125
350	14	889	35.00	927	36.50	972	38.25	±3.2	±0.125
400	16	1016	40.00	1057	41.62	1108	43.62	±3.2	±0.125

*International standards groups have not finalized PN 20 and PN 50 as being designated for Class 125 and Class 250, respectively. However, dimensionally, the flanges are compatible.



Appendix

This Appendix is not part of ISA-S75-03, but it is included to facilitate its use.

The ASME standards listed in the bibliography contain valve body design information in addition to face-to-face dimensions. Dimensions for metrically sized valves are nominal conversions that are conventionally used in documents by the Manufacturers Standardization Society (MSS) of the Valve and Fitting Industry (MSS-SP86-1987), by the International Organization for Standardization (ISO), and by the International Electrotechnical Commission (IEC).

Control valve initial dimensions, 10 inches - 16 inches, were listed in the Fluid Control Institute (FCI) Standard, FCI-65-2-1975, which has been withdrawn from publication.

Developing and promulgating technically sound consensus standards, recommended practices, and technical reports is one of ISA's primary goals. To achieve this goal the Standards and Practices Department relies on the technical expertise and efforts of volunteer committee members, chairmen, and reviewers.

ISA is an American National Standards Institute (ANSI) accredited organization. ISA administers United States Technical Advisory Groups (USTAGs) and provides secretariat support for International Electrotechnical Commission (IEC) and International Organization for Standardization (ISO) committees that develop process measurement and control standards. To obtain additional information on the Society's standards program, please write:

ISA
Attn: Standards Department
67 Alexander Drive
P.O. Box 12277
Research Triangle Park, NC 27709

ISBN: 1-55617-316-4